



Americas



Market Information and Forecasts

Largest Staffing Firms in the United States

2019 Update

July 28, 2019 | Timothy Landhuis, Director of Research, North America | tlandhuis@staffingindustry.com

Largest Staffing Firms in the United States: 2019 Update

Key Findings:

- This report highlights 157 companies that generated at least \$100 million in US staffing revenue in 2018. Added together, these firms generated \$90.2 billion in such revenue, making up 60.9% of the market by our estimates. The full list of companies appears starting on page four.
- We define “staffing” revenue as revenue generated from the provision of temporary workers to business clients, as well as from “place & search” services (direct hire/permanent placement and retained search.) We also include revenue from “temp-to-hire” conversions.
- We have ranked companies by revenue, according to industry custom, but this ranking should not be taken to imply that a firm with a higher rank provides better service or more value to its shareholders.
- Staffing firms varied in degree of financial transparency, and even when forthcoming with information, in some cases data provided was adjusted for greater accuracy and consistency. Therefore, for all firms on this list, the revenue reported is estimated by Staffing Industry Analysts.
- Overall, we believe that this list is accurate and can be used appropriately to get a “big picture” reading of the US staffing industry landscape. However, as transparency and availability of information from staffing companies can vary from one year to the next, this year’s estimates may not be comparable to those of previous years in all cases. For that reason, we did not display prior year revenue estimates in this report.
- Additional details on the methodology of this report are provided on page 12.
- To the best of our knowledge, 31 companies are publicly owned and another 29 firms have a substantial ownership stake by a private equity group. We provide the names of these private equity groups in an appendix on pages 13 and 14.

This represents the 24th annual report on the largest staffing firms in the US, produced by Staffing Industry Analysts. All of the companies listed were invited to provide their revenue numbers via online survey in February 2019. For firms that did not participate in the survey, revenue estimates were based on company reports, company websites and other sources. Our lists are of strong interest to staffing buyers, and we hope those listed will benefit from the increased buyer awareness. Firms not on this list that feel they should have been included are encouraged to contact Staffing Industry Analysts, as we will be releasing a follow-up briefing for any late additions. Many thanks to the staffing firms who offered their encouragement and assistance in this year's report process.

Observations on the Largest Staffing Firms in the United States

- The US staffing industry continues to be a fragmented industry characterized by a multitude of competitors. The largest firm in the US market, Allegis Group, held 6.9% of the market last year while the combined 157 companies listed in this report represented 60.9% of the market.
- The industrial and IT skill segments were the largest temporary staffing skill segments by revenue for 51 and 47 companies, respectively, in this year's report. Healthcare was the largest skill segment for 29 firms, with 14 of those companies offering travel nurse staffing as their largest segment. In contrast, the office/clerical and finance/accounting segments were the largest segment for 3 and 2 firms, respectively, a low number of companies given the size of these segments. The remaining firms noted the following segment as their largest: engineering (10 firms), retained search (6 firms), life sciences (4 firms), education (2 firms), marketing/creative (2 firms), and direct hire (1 firm).
- Seventeen firms are included in this year's report that did not appear in last year's version: 22nd Century Technologies, CareerStaff Unlimited (Genesis HealthCare), CoreMedical Group, CSI (Consulting Solutions International), Full Steam Staffing, Green Key Resources, Hayes Locums, LaborMAX Staffing, Lancesoft, Lyneer Staffing Solutions, MedPro Healthcare Staffing, MWIDM, Staffing Alternatives, Surge Staffing, TalentLaunch, Tradesmen International, and Vdart.
- There were 17 companies that generated \$1 billion or more in US staffing revenue last year. Added together, these companies generated \$52.7 billion in such revenue, making up 35.6% of the market.
- In terms of the US corporate headquarters location for firms in this report, California is home to 15 firms, followed by Florida (14) and Georgia (13). New York is the home of 12 companies while Texas and Illinois are each the home of 10. New Jersey and Ohio are the headquarters of 9 firms while Massachusetts, Michigan, and Pennsylvania are the home of 7 companies.
- To our knowledge, at least 15 companies on this year's list are owned by entities based outside of the United States. These firms are Randstad Holding, Adecco, Recruit, Impellam Group, The PeopleLink Group (Groupe CRIT), NTT Data, Specialist Staffing Group (Sthree plc), PDS Tech (AKKA Group), Egon Zehnder, DOCS (ICON plc), TRS Staffing Solutions, Accountable Healthcare Staffing (UHS Partners), Hays, Paramount Staffing (Proman Group), and The Delta Companies (UHS Partners).
- Ten out of the fifteen largest staffing companies are publicly traded. The five privately held firms among this group are Allegis Group, Express Employment Professionals, Employbridge Holding Company, Insight Global, and CHG Healthcare Services. 31 companies (19.7%) in this year's report are either publicly traded or owned by a parent company that is publicly traded.
- At least 29 companies have significant ownership by a private equity group. We provide the names of these private equity groups on pages 13 and 14.

Largest Staffing Firms in the United States: 2019 Update

Ranked by estimated 2018 US staffing revenue

Rank	Company	2018 US Staffing Revenue (\$million)	Market Share	Largest segment(s)	Headquarters	
1	Allegis Group	10,233	6.9%	IT, Industrial	Hanover	MD
2	Randstad Holding	4,791	3.2%	Industrial, IT, Office/clerical	Atlanta	GA
3	Adecco	4,585	3.1%	Industrial, Office/clerical	Jacksonville	FL
4	Robert Half International	3,679	2.5%	Finance/accounting, Office/clerical, IT	Menlo Park	CA
5	Kelly Services	3,528	2.4%	Industrial, Office/clerical	Troy	MI
6	Express Employment Professionals	3,462	2.3%	Industrial, Office/clerical	Oklahoma City	OK
7	EmployBridge Holding Company	3,094	2.1%	Industrial, Office/clerical	Atlanta	GA
8	ManpowerGroup	2,984	2.0%	Industrial, IT	Milwaukee	WI
9	ASGN¹	2,763	1.9%	IT, Marketing/creative	Calabasas	CA
10	TrueBlue	2,210	1.5%	Industrial	Tacoma	WA
11	Insight Global	2,089	1.4%	IT, Finance/accounting	Atlanta	GA
12	AMN Healthcare Services²	2,074	1.4%	Travel nurse, Allied healthcare	San Diego	CA
13	Recruit	2,010	1.4%	Industrial, IT	Tokyo	JPN
14	CHG Healthcare Services	1,692	1.1%	Locum tenens, Travel nurse	Salt Lake City	UT
15	Kforce³	1,402	0.9%	IT, Finance/accounting	Tampa	FL
16	Jackson Healthcare⁴	1,107	0.7%	Locum tenens, Allied healthcare	Alpharetta	GA
17	Act•1 Group	1,000	0.7%	Office/clerical, IT	Torrance	CA
18	Elwood Staffing	944	0.6%	Industrial, Office/clerical	Columbus	IN
19	ACS Group (American CyberSystems)	836	0.6%	IT, Allied healthcare	Duluth	GA
20	System One	823	0.6%	Engineering, IT	Pittsburgh	PA

1. On Assignment changed its name to ASGN in 2Q18.

2. Includes revenue from acquisitions of MedPartners and two other firms in 2Q18. Does not include revenue from acquisition of Advanced Medical Personnel Services in 2Q19.

3. In 1Q19, Kforce announced the sale of its Government Solutions unit to ManTech International Corp.

4. Includes revenue from acquisition of Avant Healthcare in 4Q17.

The revenue figures above represent SIA's best estimation based on available information at the time of publication. The accuracy of estimates may vary depending on multiple factors, including firms' willingness to provide or confirm information about their operations.

Largest Staffing Firms in the United States: 2019 Update

Ranked by estimated 2018 US staffing revenue

Rank	Company	2018 US Staffing Revenue (\$million)	Market Share	Largest segment(s)	Headquarters	
21	Cross Country Healthcare	821	0.6%	Travel nurse, Per diem nurse	Boca Raton	FL
22	Tradesmen International	700	0.5%	Industrial	Cleveland	OH
23	Volt Information Sciences	675	0.5%	Industrial, office/clerical	New York	NY
24	Addison Group	600	0.4%	IT, Finance/accounting	Chicago	IL
25	Collabera	563	0.4%	IT	Basking Ridge	NJ
26	Artech⁵	527	0.4%	IT	Morristown	NJ
26	Yoh	527	0.4%	IT, Engineering	Philadelphia	PA
28	Nesco Resource	520	0.4%	Industrial, Engineering	Mayfield Heights	OH
29	Maxim Healthcare Services	519	0.4%	Per diem nurse, Travel nurse	Columbia	MD
30	Beacon Hill Staffing Group	511	0.3%	IT, Office/clerical, Legal	Boston	MA
31	Medical Solutions⁶	506	0.3%	Travel nurse	Omaha	NE
32	Aya Healthcare	494	0.3%	Travel nurse	San Diego	CA
33	VACO	476	0.3%	IT, Finance/accounting	Brentwood	TN
34	C&A Industries	469	0.3%	Allied healthcare, Travel nurse	Omaha	NE
35	RGP (Resources Connection)	450	0.3%	Finance/accounting, IT	Irvine	CA
36	The Judge Group	442	0.3%	IT, Allied healthcare	Wayne	PA
37	Aleron Group⁷	434	0.3%	Engineering, IT	Buffalo	NY
38	Rose International	420	0.3%	IT, Office/clerical	Chesterfield	MO
39	HealthTrust Workforce Solutions (HCA)	414	0.3%	Per diem nurse, Travel nurse	Sunrise	FL
40	Aquent	405	0.3%	Marketing/creative	Boston	MA

5. Includes revenue from acquisition of CDI Corporation's Talent and Technology Solutions unit in 4Q18.

6. Includes revenue from acquisition of PPR in 1Q18.

7. Superior Group rebranded as Aleron Group in 1Q18.

The revenue figures above represent SIA's best estimation based on available information at the time of publication. The accuracy of estimates may vary depending on multiple factors, including firms' willingness to provide or confirm information about their operations.

Largest Staffing Firms in the United States: 2019 Update

Ranked by estimated 2018 US staffing revenue

Rank	Company	2018 US Staffing Revenue (\$million)	Market Share	Largest segment(s)	Headquarters	
41	Korn Ferry	400	0.3%	Retained search	Los Angeles	CA
42	Heidrick & Struggles	384	0.3%	Retained search	Chicago	IL
42	Impellam Group	384	0.3%	Industrial, Office/clerical, Engineering	Southfield	MI
44	MAU Workforce Solutions⁸	377	0.3%	Industrial	Augusta	GA
45	The Peoplelink Group (Groupe CRIT)	375	0.3%	Industrial, IT	South Bend	IN
46	Signature Consultants	368	0.2%	IT	Fort Lauderdale	FL
47	ESS (Education Solutions Services)	365	0.2%	Education	Knoxville	TN
48	Lyneer Staffing Solutions	363	0.2%	Industrial, Office/clerical	Ewing	NJ
49	AtWork Group⁹	360	0.2%	Industrial, Office/clerical	Knoxville	TN
50	Eliassen Group	358	0.2%	IT	Reading	MA
51	Roth Staffing Companies	356	0.2%	Office/clerical, Finance/accounting	Orange	CA
52	NTT Data	350	0.2%	IT	Plano	TX
53	Acro Service Corporation	347	0.2%	IT, Industrial, Engineering	Livonia	MI
54	Strategic Staffing Solutions	336	0.2%	IT, Office/clerical	Detroit	MI
55	The Onin Group	335	0.2%	Industrial	Birmingham	AL
56	Labor Finders	328	0.2%	Industrial	Palm Beach Gardens	FL
57	Malone Workforce Solutions	319	0.2%	Industrial	Louisville	KY
58	CoWorx Staffing Services	316	0.2%	Industrial, Office/clerical	Watchung	NJ
59	Digital Intelligence Systems (DISYS)¹⁰	308	0.2%	IT	McLean	VA
60	Trillium Staffing¹¹	304	0.2%	Industrial, Office/clerical	Kalamazoo	MI

8. Includes revenue from acquisition of 3Ci in 3Q18.

9. Includes \$134 million in revenue from Luttrell Staffing Group, a group of franchises that divested from AtWork in 1Q19.

10. Includes revenue from acquisition of Xtreme Consulting Group (2Q18.) Does not include revenue from acquisition of Princeton Information in 1Q19.

11. Includes revenue from multiple acquisitions in 2018.

The revenue figures above represent SIA's best estimation based on available information at the time of publication. The accuracy of estimates may vary depending on multiple factors, including firms' willingness to provide or confirm information about their operations.

Largest Staffing Firms in the United States: 2019 Update

Ranked by estimated 2018 US staffing revenue

Rank	Company	2018 US Staffing Revenue (\$million)	Market Share	Largest segment(s)	Headquarters	
61	Supplemental Health Care	300	0.2%	Travel nurse, Per diem nurse	Park City	UT
62	Spencer Stuart	290	0.2%	Retained search	Chicago	IL
63	Specialist Staffing Group (Sthree plc)	289	0.2%	Engineering, Life sciences, IT	Houston	TX
64	BG Staffing	287	0.2%	IT, Industrial	Plano	TX
65	Belcan	286	0.2%	Engineering, Life sciences	Cincinnati	OH
66	Chartwell Staffing Solutions	280	0.2%	Industrial	Lancaster	PA
67	PDS Tech (AKKA Group) ¹²	274	0.2%	Engineering, Industrial	Irving	TX
68	Russell Reynolds Associates	270	0.2%	Retained search	New York	NY
69	Trustaff	268	0.2%	Travel nurse, Allied healthcare	Cincinnati	OH
70	Airswift	262	0.2%	Engineering	Houston	TX
70	Johnson Service Group	262	0.2%	Engineering, Industrial	Westmont	IL
72	BHI Energy Staffing Solutions Group	258	0.2%	Engineering, Industrial	Weymouth	MA
73	CorTech ¹³	255	0.2%	Industrial, Office/clerical	Atlanta	GA
73	Surge Staffing	255	0.2%	Industrial	Columbus	OH
75	Integrity Staffing Solutions	249	0.2%	Industrial, Office/clerical	Newark	DE
76	Veritude	247	0.2%	IT, Office/clerical	Boston	MA
77	MRINetwork ¹⁴	232	0.2%	Direct hire	Philadelphia	PA
78	PrideStaff	230	0.2%	Industrial, Office/clerical	Fresno	CA
79	TransForce ¹⁵	224	0.2%	Industrial	Alexandria	VA
80	Effex Management Solutions	223	0.2%	Industrial	Kingwood	TX

12. Acquired by AKKA Group in 4Q18.

13. Includes revenue from multiple acquisitions in 2018.

14. MRINetwork divested from CDI Corp. in 2Q19.

15. Includes revenue from multiple acquisitions in 2018.

The revenue figures above represent SIA's best estimation based on available information at the time of publication. The accuracy of estimates may vary depending on multiple factors, including firms' willingness to provide or confirm information about their operations.

Largest Staffing Firms in the United States: 2019 Update

Ranked by estimated 2018 US staffing revenue

Rank	Company	2018 US Staffing Revenue (\$million)	Market Share	Largest segment(s)	Headquarters	
81	Hire Dynamics	220	0.1%	Industrial, Office/clerical	Duluth	GA
82	Health Carousel	215	0.1%	Travel nurse, Allied healthcare	Cincinnati	OH
83	Hospitality Staffing Solutions	213	0.1%	Industrial	Atlanta	GA
84	Matrix Resources	211	0.1%	IT	Atlanta	GA
85	QPS Employment Group	208	0.1%	Industrial	Brookfield	WI
86	US Tech Solutions	207	0.1%	IT, Life sciences	Jersey City	NJ
87	ALKU	206	0.1%	IT, Life sciences	Andover	MA
87	Vista Staffing (Envision Healthcare Holdings)	206	0.1%	Locum tenens	Nashville	TN
89	Pyramid Consulting	205	0.1%	IT	Alpharetta	GA
90	InGenesis ¹⁶	204	0.1%	Per diem nurse, Locum tenens	San Antonio	TX
91	Medicus Healthcare Solutions	200	0.1%	Locum tenens	Windham	NH
91	Mindlance	200	0.1%	IT, Life sciences	Union	NJ
91	Open Systems Technologies (BAHA Industries)	200	0.1%	IT	New York	NY
94	Global Employment Solutions	196	0.1%	IT, Office/clerical	Littleton	CO
95	FlexCare Medical Staffing	195	0.1%	Travel nurse	Roseville	CA
96	Egon Zehnder	190	0.1%	Retained search	Zurich	CHE
97	Automation Personnel Services	188	0.1%	Industrial	Birmingham	AL
97	Nelson	188	0.1%	Office/clerical, Industrial	Sonoma	CA
99	Mitchell Martin	187	0.1%	IT, Allied healthcare	New York	NY
100	Compunnel Software Group	186	0.1%	IT, Office/clerical	Plainsboro	NJ

16. Includes revenue from acquisition of Kelly Healthcare Resources in 1Q18.

The revenue figures above represent SIA's best estimation based on available information at the time of publication. The accuracy of estimates may vary depending on multiple factors, including firms' willingness to provide or confirm information about their operations.

Largest Staffing Firms in the United States: 2019 Update

Ranked by estimated 2018 US staffing revenue

Rank	Company	2018 US Staffing Revenue (\$million)	Market Share	Largest segment(s)	Headquarters	
100	HC Staffing Group Holdings, Fastaff & US Nursing	186	0.1%	Travel nurse	Greenwood Village	CO
100	Pinnacle Group	186	0.1%	IT, Office/clerical	Dallas	TX
103	DIVERSANT	185	0.1%	IT	Red Bank	NJ
103	Full Steam Staffing	185	0.1%	Industrial	Ontario	CA
103	Solomon Page Group	185	0.1%	Life sciences, Marketing/creative	New York	NY
106	22nd Century Technologies	183	0.1%	IT, Office/clerical	McLean	VA
106	CTG (Computer Task Group)	183	0.1%	IT	Buffalo	NY
106	Snelling Staffing	183	0.1%	Industrial, Office/clerical	Dallas	TX
109	ettain group	170	0.1%	IT, Marketing/creative	Charlotte	NC
110	The Execu Search Group	170	0.1%	Allied healthcare, Office/clerical	New York	NY
111	GEE Group	165	0.1%	IT, Office/clerical	Jacksonville	FL
111	Genesis10	165	0.1%	IT	New York	NY
113	Advanced Group	161	0.1%	Life sciences, Office/clerical	Chicago	IL
113	Loyal Source	161	0.1%	Travel nurse, Allied healthcare	Orlando	FL
115	Medix	159	0.1%	Allied healthcare, IT	Chicago	IL
116	Eastridge Workforce Solutions	157	0.1%	Industrial, Office/clerical	San Diego	CA
116	Staffing 360 Solutions	157	0.1%	Industrial, Engineering	New York	NY
118	MWIDM	156	0.1%	IT, Other professional	Wynnewood	PA
119	Mastech Digital	154	0.1%	IT, Finance/accounting	Pittsburgh	PA
120	Favorite Healthcare Staffing	153	0.1%	Per diem nurse, Travel nurse	Overland Park	KS

The revenue figures above represent SIA's best estimation based on available information at the time of publication. The accuracy of estimates may vary depending on multiple factors, including firms' willingness to provide or confirm information about their operations.

Largest Staffing Firms in the United States: 2019 Update

Ranked by estimated 2018 US staffing revenue

Rank	Company	2018 US Staffing Revenue (\$million)	Market Share	Largest segment(s)	Headquarters	
120	SURESTAFF	153	0.1%	Industrial	Itasca	IL
122	24 Seven	150	0.1%	Marketing/creative	New York	NY
122	DOCS (ICON plc)	150	0.1%	Life sciences	Dublin	IRL
122	Kimco Staffing Services	150	0.1%	Industrial, Office/clerical	Irvine	CA
122	LaborMAX Staffing	150	0.1%	Industrial	Kearney	MO
126	The Select Group	149	0.1%	IT	Raleigh	NC
126	Travel Nurse across America	149	0.1%	Travel nurse	North Little Rock	AR
128	TRS Staffing Solutions	148	0.1%	Engineering, Industrial	Greenville	SC
129	Barrett Business Services	147	0.1%	Industrial, Office/clerical	Vancouver	WA
130	MedPro Healthcare Staffing	145	0.1%	Travel nurse, Allied healthcare	Sunrise	FL
131	Accurate Personnel	143	0.1%	Industrial, Office/clerical	Schaumburg	IL
132	Advanced, Inc.¹⁷	140	0.1%	Travel nurse, Allied healthcare	Port Orange	FL
133	Accountable Healthcare Staffing (UHS Partners)	135	0.1%	Per diem nurse, Travel nurse	Boca Raton	FL
134	BelFlex Staffing Network	134	0.1%	Industrial	Cincinnati	OH
135	Penmac Staffing Services	133	0.1%	Industrial, Office/clerical	Springfield	MO
136	Hays	131	0.1%	IT	Tampa	FL
137	Nexem Staffing	130	0.1%	Industrial, Office/clerical	Newport Beach	CA
138	Vdart	126	0.1%	IT	Alpharetta	GA
139	PESG (Professional Educational Services Group)	125	0.1%	Education	Nashville	TN
140	CSI (Consulting Solutions International)	123	0.1%	IT	Jacksonville	FL

17. Acquired by AMN Healthcare in 2Q19.

The revenue figures above represent SIA's best estimation based on available information at the time of publication. The accuracy of estimates may vary depending on multiple factors, including firms' willingness to provide or confirm information about their operations.

Largest Staffing Firms in the United States: 2019 Update

Ranked by estimated 2018 US staffing revenue

Rank	Company	2018 US Staffing Revenue (\$million)	Market Share	Largest segment(s)	Headquarters	
140	ICONMA	123	0.1%	IT	Troy	MI
142	Green Key Resources	121	0.1%	Life sciences, Office/clerical	New York	NY
143	Hayes Locums	120	0.1%	Locum tenens	Ft. Lauderdale	FL
144	Paramount Staffing (Proman Group)¹⁸	117	0.1%	Industrial	Northbrook	IL
145	The Delta Companies (UHS Partners)	116	0.1%	Locum tenens, Allied healthcare	Dallas	TX
145	V-Soft Consulting	116	0.1%	IT	Louisville	KY
147	The Reserves Network	114	0.1%	Industrial, Engineering	Fairview Park	OH
148	DHR International	110	0.1%	Retained search	Chicago	IL
149	HCL Global Systems	106	0.1%	IT	Farmington Hills	MI
150	TalentLaunch	105	0.1%	Industrial, Office/clerical	Independence	OH
150	WinterWyman	105	0.1%	IT, Finance/accounting	Waltham	MA
152	CoreMedical Group	102	0.1%	Travel nurse, Allied healthcare	Manchester	NH
152	Staffing Alternatives	102	0.1%	Industrial	North Brunswick	NJ
154	CareerStaff Unlimited (Genesis HealthCare)	100	0.1%	Allied healthcare, Per diem nurse	Dallas	TX
154	Lancesoft	100	0.1%	Engineering, Life sciences	Herndon	VA
154	Premier Employee Solutions	100	0.1%	Industrial	Springville	UT
154	TRC Staffing Services	100	0.1%	Industrial, Office/clerical	Atlanta	GA
Total		90,150	60.9%			

18. Acquired by Proman Group in 2Q18.

The revenue figures above represent SIA's best estimation based on available information at the time of publication. The accuracy of estimates may vary depending on multiple factors, including firms' willingness to provide or confirm information about their operations.

Additional notes and explanation of methodology

- For the purposes of this report, we define “staffing” revenue as revenue generated from the provision of temporary workers to business clients, as well as from “place & search” services (direct hire/permanent placement and retained search.) We also include revenue from “temp-to-hire” conversions. We exclude revenue generated from other services offered by staffing companies: consulting services where billing is based on deliverables; process outsourcing (MSP, RPO, HRO); PEO and payrolling; outplacement; VMS; online staffing and “human cloud” services. Definitions of industry terms can be found in our [online lexicon](#).
- The “staffing” revenue figures found in this report conform to the above definition to facilitate consistency and comparability across companies. In addition, this definition of staffing revenue aligns with the market size estimates that we produced in our most recent [US Staffing Industry Forecast report](#), published in April 2019. This alignment allows us to calculate the market share for each listed company by dividing its staffing revenue by our 2018 market size estimate of \$148.1 billion.
- To the extent that we are able, the staffing revenue estimates shown in this report include the full-year (“pro forma”) 2018 revenue of any staffing companies acquired during 2018. We do this to more accurately reflect annual market share of the acquiring firm moving forward. We call out noteworthy staffing firm acquisitions in the footnotes of this report.
- Revenue estimates reflect calendar year 2018 and include gross staffing revenue generated by franchises.
- Due to the complexity involved with producing the staffing revenue estimates in this report, the presence of acquisition revenue, and variability from one year to the next in the transparency and availability of revenue data from staffing companies, comparisons of revenue estimates from last year’s report and this year’s report do not necessarily provide a reliable measure of revenue growth at a particular company or for a particular market segment. For better insight on revenue growth trends in the US staffing industry, we recommend our US forecast reports.
- Regarding the data sources used for this report, we invited staffing firms in February to complete a detailed Excel-based application form indicating 2018 staffing revenue by country and segment. A substantial majority of the companies appearing in this report supplied revenue information via the application form, which was then validated by comparison with other publicly available data. For companies that chose not to supply revenue information, we made staffing revenue estimates based on publicly available information and our own research. Revenue estimates were sent to company management for review, and in many cases feedback received resulted in more accurate final estimates.
- Regarding the headquarters locations listed in this report, we listed the US headquarters rather than the global headquarters for some staffing companies that have a parent company based outside of the US.
- We invite our readers to contact us with any questions on our revenue estimates and we welcome feedback or additional data that will assist us in our research coverage and improve our revenue estimates related to the companies featured in this report.

Appendix: Private equity group ownership

- We are aware of at least 29 staffing companies featured in this report that have substantial ownership by private equity groups. We list these groups on this page and the following page.

Rank	Company	2018 US Staffing Revenue (\$million)	Private Equity Group(s) with Ownership Stake
7	EmployBridge Holding Company	3,094	Anchorage Capital Group; BlueMountain Capital Management
11	Insight Global	2,089	Ares Management; Leonard Green & Partners; Harvest Partners
14	CHG Healthcare Services	1,692	Ares Management; Leonard Green & Partners; Starr Investment Holdings
20	System One	823	Thomas H. Lee Partners
22	Tradesmen International	700	Blackstone Capital Partners
24	Addison Group	600	Odyssey Investment Partners
31	Medical Solutions	506	TPG Growth
33	VACO	476	Olympus Partners
47	ESS (Education Solutions Services)	365	Nautic Partners
48	Lyneer Staffing Solutions	363	Palm Beach Capital
50	Eliassen Group	358	Stone Point Capital
59	Digital Intelligence Systems (DISYS)	308	Weston Presidio
61	Supplemental Health Care	300	The Vistria Group
65	Belcan	286	AE Industrial Partners
72	BHI Energy Staffing Solutions Group	258	AE Industrial Partners

The revenue figures above represent SIA's best estimation based on available information at the time of publication. The accuracy of estimates may vary depending on multiple factors, including firms' willingness to provide or confirm information about their operations.

Appendix: Private equity group ownership (continued)

Rank	Company	2018 US Staffing Revenue (\$million)	Private Equity Group(s) with Ownership Stake
79	TransForce	224	Palladium Equity Partners
81	Hire Dynamics	220	MSouth
83	Hospitality Staffing Solutions	213	Littlejohn Capital
87	ALKU	206	Westview Capital Partners
94	Global Employment Solutions	196	TZP Group
100	HC Staffing Group Holdings, Fastaff & US Nursing	186	Thomas H. Lee Partners; Altaris
109	ettain group	170	New MainStream Capital
110	The Execu Search Group	170	New Heritage Capital
120	Favorite Healthcare Staffing	153	Kompass Kapital
122	24 Seven	150	Morgan Stanley Global Private Equity
126	Travel Nurse across America	149	Gridiron Capital
130	MedPro Healthcare Staffing	145	Harren Equity Partners
141	CSI (Consulting Solutions International)	123	White Wolf Capital
153	CoreMedical Group	102	GenCap America (Southvest Fund)

The revenue figures above represent SIA's best estimation based on available information at the time of publication. The accuracy of estimates may vary depending on multiple factors, including firms' willingness to provide or confirm information about their operations.

About Staffing Industry Analysts (SIA)





Founded in 1989, SIA is the global advisor on staffing and workforce solutions. Our proprietary research covers all categories of employed and non-employed work including temporary staffing, independent contracting and other types of contingent labor.

SIA's independent and objective analysis provides insights into the services and suppliers operating in the workforce solutions ecosystem including staffing firms, managed service providers, recruitment process outsourcers, payrolling/compliance firms and talent acquisition technology specialists such as vendor management systems, online staffing platforms, crowdsourcing and online work services. We also provide training and accreditation with our unique Certified Contingent Workforce Professional (CCWP) program.

Known for our award-winning content, data, support tools, publications, executive conferences and events, we help both suppliers and buyers of workforce solutions make better-informed decisions that improve business results and minimize risk. As a division of the international business media company, Crain Communications Inc., SIA is headquartered in Mountain View, California, with offices in London, England.

For more information: www.staffingindustry.com

Global coverage across the workforce solutions ecosystem, and latest SIA research and related news, follow us

 @SIAAnalysts, @SIAResearch and connect via    YouTube